



FANUC

FEDERAL AGENCY FOR
NUCLEAR CONTROL

Update Dose register

Sophie Léonard

FANC training session 10 November 2023

Introduction

- Around 50 000 occupationally exposed persons in Belgium in various activity sectors, professional practices, professional profiles

Nuclear

- U enrichment and conversion
- Reactor operation
- ...



Industry

- Industrial irradiation
- Industrial radiography
- ...



Medicine

- Conventional RX-diagnostic
- Mammography
- ...

- Physician
- Nurse
- ...



Transport

- Radioactive material for nuclear purposes
- Radioactive material for other purposes



Natural

- Civilian aircrew
- NORM: Routine operations
- NORM: Maintenance or decommissioning activities
- Radon exposure

- Cockpit crew
- Cabin crew



Introduction

- Each occupationally exposed person should be subject to dosimetric monitoring



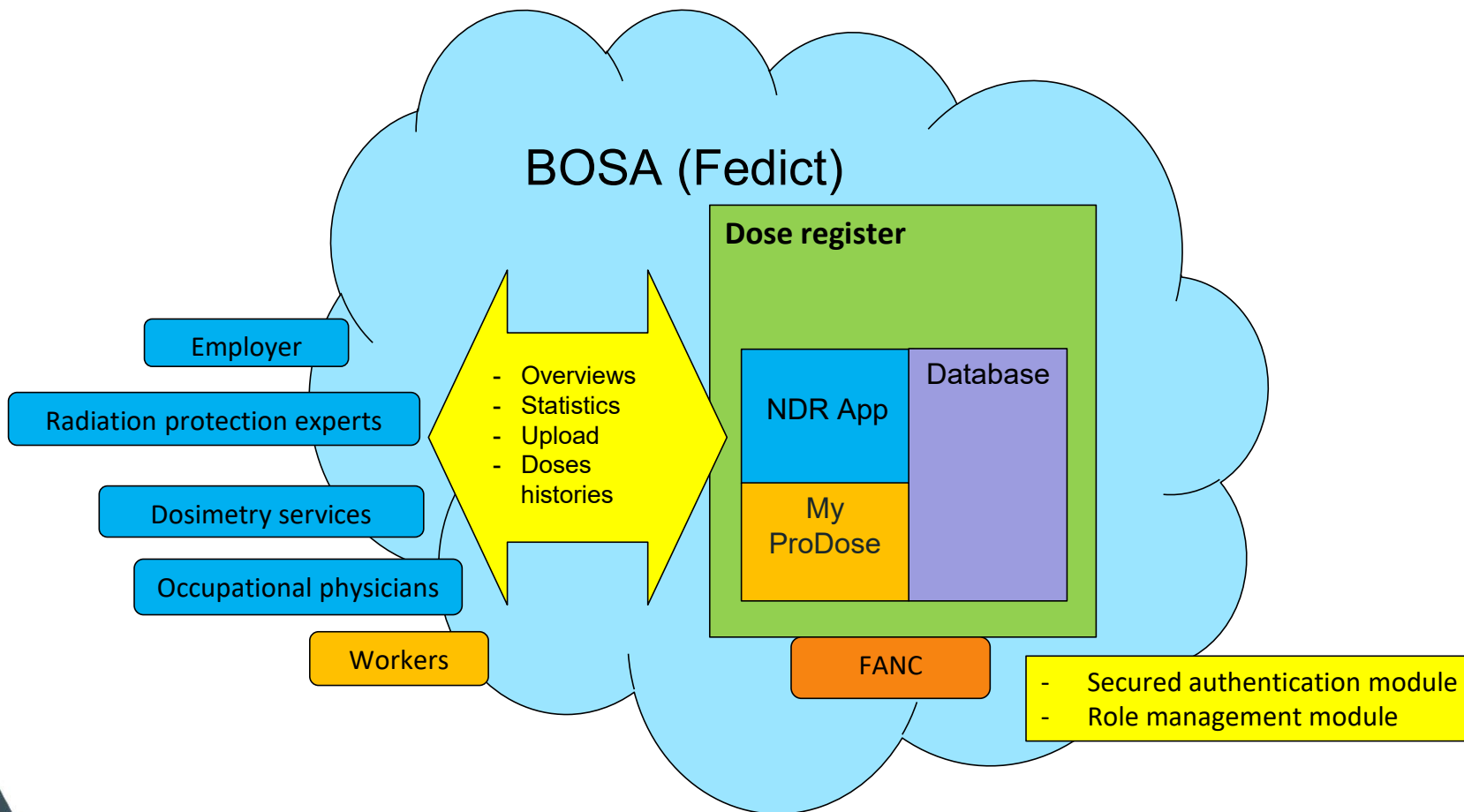
- **Why?**

- Checking **dose limits**
 - **ALARA** dose management
 - Individual dosimetry = **legal element** for declaration of a radiation-induced occupational disease
 - In case of **accidental exposure**:
 - ✓ Dosimeter = important witness/evidence
 - ✓ In case of acute exposures: dose assessment = important data to guide medical treatment!
 - ✓ If no dosimeter: more difficult dose reconstruction process and higher uncertainty on the dose estimate
- ❖ Preventing deterministic effects
❖ Keep risk for stochastic effects as low as possible

Usefulness of the exposure register

- Centralize the persons dosimetric monitoring data throughout their entire career.
- Check the proper functioning of the dosimetric monitoring organisation on the field
- Check for compliance with dose limits
- Draw up a dose history for an individual. *Example: request for recognition for an occupational disease addressed to FEDRIS*
- Draw up overviews/statistics for a group of people:
 - Prepare inspections on the field
 - National or international dose studies by activity sectors or professional practices
 - Identification of optimization margins

Diagram of the system



Doses transferred to the exposure register by the sector

- **Licensees are responsible** for dose transfers
 - They happen **under the supervision of the radiation protection experts**
 - Since 5 December 2020, **regulatory framework complete and effective** :
 - ✓ according to regulation, gradual frequency increase : **since March 2023, cruising speed is reached, based on the monitoring cycle**
 - ✓ **Mandatory information on activity sector and professional practice linked to doses**
- **interesting statistics and analyses!**



Roles and responsibilities of the occupational physicians regarding to the doses

- **Regular monitoring of the doses:**

- ✓ By using the exposure register (doses to be submitted within 2 months from end of monitoring period)
- ✓ By using the dose records provided by the health physics departments (still an obligation!)

- **Evaluation and interpretation of the doses from the health point of view**

- **Recording of the doses into the health files**

- **In case of accidental internal/external doses:**

- ✓ Advice on the medical treatment that could be required
- ✓ Advice on immediate and preventive measures

- **If dose limits are exceeded:**

- ✓ Exceptional medical surveillance examination
- ✓ Advice on whether the worker should remain at the workstation (with accommodations) or be removed from it
- ✓ If necessary, extended medical surveillance




How can you access the NDR-application?

- **Facilitated access** modalities for external occupational physicians are **effective**
- Access can be **granted directly by your own employer** rather than by each affiliated company
- **Direct access to the doses of the workers monitored in all companies** affiliated to your medical service.
- External medical services invited in early 2023 to take the necessary steps to assign you an NDR role. Recently reminded to do so and provided with a short instruction manual.
- **If you have not yet received your NDR role, please raise it within your external medical service.**


NDR-role assignment steps

- CSAM gateway <https://www.csam.be>:

Legal Representative (CEO)

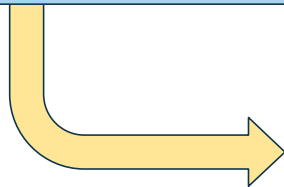


Chief Access Manager (either him/her self or a collaborator)



Access Manager (Home Affairs domain)

- eGov Role Management Portal <https://iamapps.belgium.be/rma>:





NDR roles assignment:







FANC Worker Dose – Consult

FANC Worker Dose – Data Management


Invitation for a role assignment

My eGov role management: Invitation for a role assignment | Mijn eGov-rollenbeheer: uitnodiging voor een rol...

 CSAM My eGov - Role Management <no-reply-INT@csam.be>
To  LEONARD Sophie

  Reply  Reply All  Forward  


Fri 22/03/2019 09:16

 To help protect your security, the Follow Up flag text has been hidden. Follow up. Completed on 22 March 2019.
[Click here to see hidden text.](#)

Je vindt de Nederlandstalige versie onderaan.
La version française se trouve plus bas.
Für eine deutschsprachige Ausgabe bitte nach unten scrollen.

My eGov role management


My online roles with the government



Dear Leonard Sophie,

you have been invited to take on a role in an eGov application.

Click on **Login** to view the invitation. To accept the invitation, first fill in your contact details or check the completed contact information.

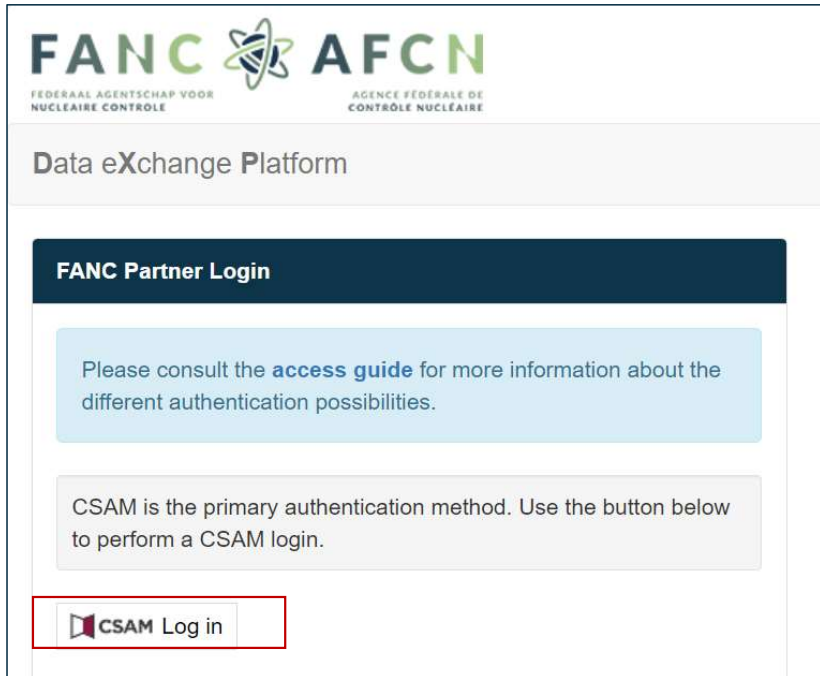


More information?

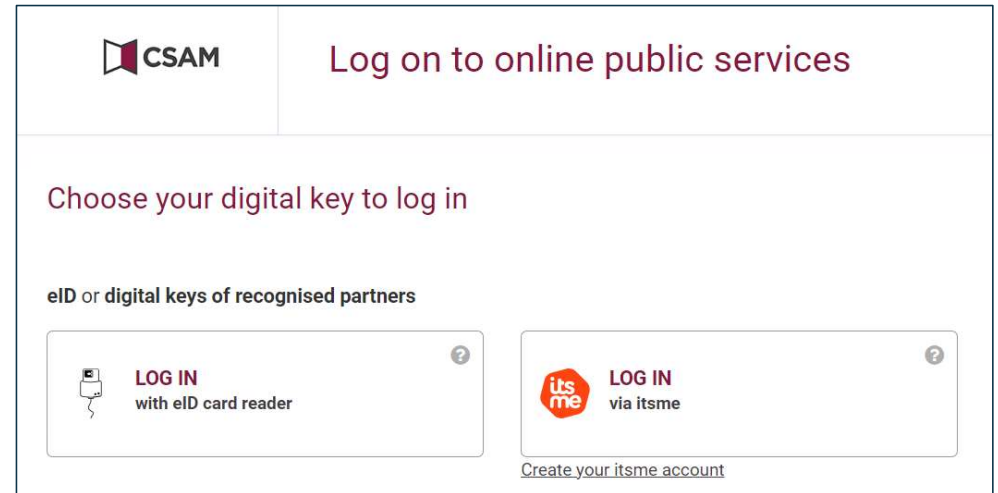
- View the [FAQ](#) and the [Quick View](#)
- [Log in and view your role assignments](#)

Once you have accepted the NDR-role

- Go on the FANC Data eXchange Platform: <https://dxp.fanc.be>



The screenshot shows the FANC Data eXchange Platform login page. At the top, the FANC and AFCN logos are displayed. Below the header, the text "Data eXchange Platform" is visible. A dark blue bar contains the text "FANC Partner Login". A light blue box contains the instruction: "Please consult the [access guide](#) for more information about the different authentication possibilities." Below this, a grey box states: "CSAM is the primary authentication method. Use the button below to perform a CSAM login." At the bottom, a button labeled "CSAM Log in" is highlighted with a red border.



The screenshot shows the CSAM login options page. The header includes the CSAM logo and the text "Log on to online public services". The main heading is "Choose your digital key to log in". Below this, the text "eID or digital keys of recognised partners" is displayed. Two login options are presented in boxes: "LOG IN with eID card reader" and "LOG IN via itsme". A link "Create your itsme account" is located at the bottom right.

Welcome to the FANC Data Exchange Platform

Info: Modules you don't have access to are grayed out. You can consult your current organisation roles by clicking on your name on the right hand side of the menu bar. Consult the [access guide](#) for more information on how to obtain adequate roles.

The FANC DXP is subdivided into different applications (modules). Please choose a module below or from the menu bar.

NDR

National Dose Register

Consult the help section

EDWD

Euratom Drinking Water Directive

Consult the help section

SRT / NORM

Radiologic Surveillance / Naturally Occurring Radiative Material

Consult the help section

PHI

Physical Inventory

Consult the help section

Please choose your desired action from the menu bar

Consult Dose Records

Filter Criteria

Enterprise (0254487220) Federaal Agentschap voor Nucleaire Controle, 1000 Brussel

Data File (All)

Dose Id ⓘ

Worker NR Number

Dose Period * Between 01/01/2022 and 31/12/2022

Dose Sub Type (All)

Dose Value (mSv) Between and

Additional Dose Information Filters

Additional Work Information Filters

Select your own employer

Usage information

Filtering: Please take the following into consideration when searching for doses:

- It is mandatory to provide a dose period (start and end date)
- When NOT using either the Dose Id or Worker NR Number filter fields the dose period is restricted to maximum 1 year

Data validity: By default, only valid dose records will be returned. If you want to include invalid records, you can check the "Include Rejected Records" option. Invalid rows will then be shown in orange.

It can be longer for a single worker

Consult Dose Records

Filter Criteria

Enterprise (0254487220) Federaal Agentschap voor Nucleaire Controle, 1000 Brussel ▾

Data File (All)

Dose Id ⓘ

Worker NR Number

Dose Period * Between 01/01/2022  and 31/12/2022 

Dose Sub Type (All)

Dose Value (mSv) Between and

Additional Dose Information Filters ▾

Additional Work Information Filters ▾

Usage information

Filtering: Please take the following into consideration when searching for doses

- It is mandatory to provide a dose period (start and end date)
- When NOT using either the Dose Id or Worker NR Number filter fields, the dose period is restricted to maximum 1 year

Data validity: By default, only valid dose records will be returned. If you want to include invalid records, you can check the "Include Rejected Records" option. Invalid rows will then be shown in orange.

Consult Dose Records

Filter Criteria

Enterprise: (0254487220) Federaal Agentschap voor Nucleaire Controle, 1000 Brussel

Data File: (All)

Dose Id:

Worker NR Number:

Dose Period * Between: 01/01/2022 and 31/12/2022

Dose Sub Type: (All)

- HP10
- E_CALC
- E50
- HP007_SKIN
- HP007_EXTREMITY
- HP3_LENS
- HTCALC_SKIN
- HTCALC_EXTREMITY

Additional Dose Information

Additional Work Information

Usage information

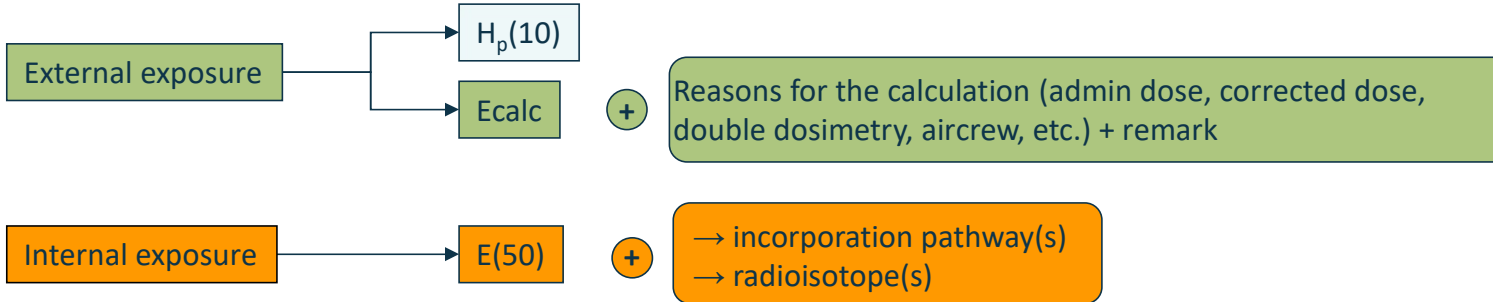
Filtering: Please take the following into consideration when searching for doses

- It is mandatory to provide a dose period (start and end date)
- When NOT using either the Dose Id or Worker NR Number filter fields, the dose period is restricted to maximum 1 year

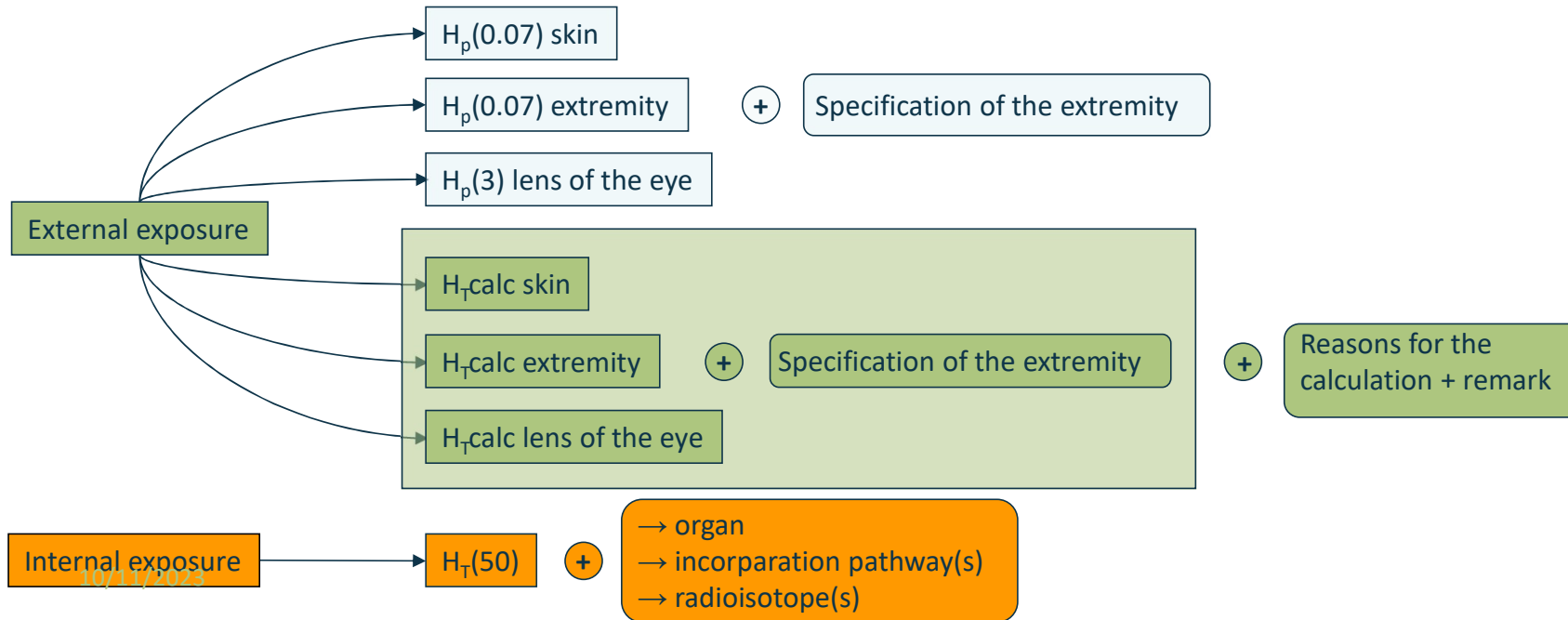
Data validity: By default, only valid dose records will be returned. If you want to include invalid records, you can check the "Include Rejected Records" option. Invalid rows will then be shown in orange.

Classification of the dose subtypes used in NDR

Effective dose E



Equivalent dose (H_T) in a part of the body



Consult Dose Records

Filter Criteria

Enterprise (0254487220) Federaal Agentschap voor Nucleaire Controle, 1000 Brussel

Data File (All)

Dose Id

Worker NR Number

Dose Period * Between 01/01/2022 and 31/12/2022

Dose Sub Type (All)

Dose Value (mSv) Between and

Additional Dose Information Filters

Additional Work Information Filters

Usage information

Filtering: Please take the following into consideration when searching for doses

- It is mandatory to provide a dose period (start and end date)
- When NOT using either the Dose Id or Worker NR Number filter fields, the dose period is restricted to maximum 1 year

Data validity: By default, only valid dose records will be returned. If you want to include invalid records, you can check the "Include Rejected Records" option. Invalid rows will then be shown in orange.

Consult Dose Records

Filter Criteria

Enterprise (0254487220) Federaal Agentschap voor Nucleaire Controle, 1000 Brussel ▾

Data File (All)

Dose Id ⓘ

Worker NR Number

Dose Period * Between and

Dose Sub Type (All)

Dose Value (mSv) Between and

Additional Dose Information Filters ▾

Additional Work Information Filters ▾

Usage information

Filtering: Please take the following into consideration when searching for doses

- It is mandatory to provide a dose period (start and end date)
- When NOT using either the Dose Id or Worker NR Number filter fields, the dose period is restricted to maximum 1 year

Data validity: By default, only valid dose records will be returned. If you want to include invalid records, you can check the "Include Rejected Records" option. Invalid rows will then be shown in orange.

Additional Dose Information Filters ▾

Types

(All)

Extremities

Official

Intermediate

Radiation Types

Accident

Special

Codes

Emergency

With Comment Only

Additional Work Information Filters ▾

Dose Status

Show only accepted doses ▾

Retrieve Data

Additional Dose Information Filters ▾

Types

(All)

Extremities

(All)

Radiation Types

Codes

Hand

Forearm

Foot

Ankle

Hand_Left

Hand_Right

Forearm_Left

Forearm_Right

Additional Work Informa

Dose Status

Show only accepted doses ▾

Retrieve Data

Additional Dose Information Filters ▾

Types

(All)

Extremities

(All)

Radiation Types

(All)

Codes

(All)

With Comment Only

Additional Work Information Filters ▾

Dose Status

Show only accepted doses ▾

Retrieve Data

Additional Work Information Filters ▾

**Organisation
Number** ⓘ

0254487220

Employer or operator CBE number

**Foreign Operator
Name**

Activity Sector

(All) ▾

Practices

(All - select Activity Sector to activate this list)

Professions

(All - select Activity Sector to activate this list)

Work Statuses

(All)

Dose Status

Show only accepted doses ▾

Retrieve Data

Additional Work Information Filters ▾

Organisation
Number ⓘ

Foreign Operator
Name

Activity Sector

(All)

Practices

Defense

Professions

Higher Education And Research Other Than Nuclear

Work Statuses

Industry

Medicine

Natural

Nuclear

Other

Radiological Emergency Situation

Dose Status

Retrieve Data

Additional Work Information Filters -

Organisation
Number ⓘ

Foreign Operator
Name

Activity Sector

Medicine

Practices

(All - select activity Sector to activate this list)

Professions

Conventional RX-diagnostic

Mammography

Work Statuses

CT

Interventional & surgical radiology (cardiology, neurology, vascular, orthopedic, urology, ...)

Diagnostics nuclear medicine

Dose Status

Mixed modalities (PET-CT, ...)

Radiotherapy

Brachytherapy

Additional Work Information Filters ▾

Organisation
Number ⓘ

Foreign Operator
Name

Activity Sector

Medicine ▾

Practices

Mammography ✕

Professions

(All - select Activity Sector to activate this list)

Work Statuses

Physician

Nurse

Technologist

Radio-pharmacist

Medical physics expert

Dosimetrist

Clinical biologist

Laboratory technician

Additional Work Information Filters ▾

Organisation
Number ⓘ

Foreign Operator
Name

Activity Sector

Medicine ▾

Practices

Mammography ✕

Professions

Nurse ✕

Work Statuses

(All)

Dose Status

Show only accepted doses ▾

Retrieve Data

Export currently filtered data to Excel

	Dose Id	Worker Identifier	First Name	Last Name	Begin Date	End Date	Dose Type	Value (mSv)	Employer Identifier	Operator Identifier
▶					01/01/2022 00:00:00	31/01/2022 23:59:59	HP10	0		
▶					01/01/2022 00:00:00	31/01/2022 23:59:59	HP007_SKIN	0		
▶					01/02/2022 00:00:00	28/02/2022 23:59:59	HP10	0		
▶					01/02/2022 00:00:00	28/02/2022 23:59:59	HP007_SKIN	0		
▶					01/03/2022 00:00:00	31/03/2022 23:59:59	HP10	0		
▶					01/03/2022 00:00:00	31/03/2022 23:59:59	HP007_SKIN	0		
▶					01/04/2022 00:00:00	30/04/2022 23:59:59	HP10	0		
▶					01/04/2022 00:00:00	30/04/2022 23:59:59	HP007_SKIN	0		
▶					01/05/2022 00:00:00	31/05/2022 23:59:59	HP007_SKIN	0		
▶					01/05/2022 00:00:00	31/05/2022 23:59:59	HP10	0		
▶					01/06/2022 00:00:00	30/06/2022 23:59:59	HP10	0		
▶					01/06/2022 00:00:00	30/06/2022 23:59:59	HP007_SKIN	0		
▶					01/07/2022 00:00:00	31/07/2022 23:59:59	HP007_SKIN	0		

Help

Download desired files

	Title	Description
Download	DXP_NDR_UserManual_WorkerDosimetry_NL_2020_v2.1_4.pdf	Nederlandstalige gebruikershandleiding
Download	DXP_NDR_UserManual_WorkerDosimetry_FR_2020_v2.1_4.pdf	Manuel d'utilisation en français

Email support

If you require functional or technical assistance regarding the application, please send your enquiry to workerdose@fanc.fgov.be

FANC
 Federaal agentschap voor nucleaire controle

Gecentraliseerd registratiesysteem voor persoonlijke dosimetrische gegevens

Handleiding

GLBEG - ICT

FANC Gecentraliseerd registratiesysteem voor persoonlijke dosimetrische gegevens: Handleiding 3

WAARSCHUWING 4

1. INLOGGEN OP HET PLATFORM 5

1.1. Via een rol binnen een onderneming 5

1.2. Via een mailadres en een wachtwoord 6

2. REGISTRATIE VAN VESTIGINGSEENHEDEN 8

3. IMPORTEREN VAN GEGEVENSBESTANDEN 12

3.1. Oplijping van opgeladen bestanden 13

3.2. Uploaden van bestanden 14

3.3. Analyse en import 14

3.4. Fout veroorzaken 17

3.5. Waarschuwing veroorzaken 18

3.6. Rapport met fouten en Waarschuwingen 19

4. RAADPLEGING VAN GEGEVENS 21

4.1. Kiezen van filters 21

4.2. Weergegeven van gegevens 24

5. WIJZIGING OF VERWIJDERING VAN GEGEVENS 26

5.1. Wijziging/verwijdering van organisaties of werkers 26

5.2. Wijziging/verwijdering van dosissen 26

5.2.1. Bulkwijziging/bulkverwijdering van dosissen 26

5.2.2. Gerichte wijziging/weigering van dosissen 27

6. HELP EN DOCUMENTEN 28

6.1. Test omgeving 28

6.2. Documenten en contactpunten 28

6.3. Template 29

Referentie: Platform_UserManual_WorkerDosimetry_FR_2020_v2.1_4.docx Versie 2.1 15/05/2020
 Draft 4 09:41

Any exposed worker can access his/her own doses in the exposure register



- <https://myprodose.afcn.be>





Ensemble pour vous protéger

HOME APERÇU GRAPHIQUES DONNÉES LIMITES PASSEPORT FAQ

Mon aperçu

Période	Dose efficace [mSv]	Dose à la peau [mSv]
Dernière période: 01/07/2023 - 31/07/2023	0	0
12 derniers mois: 01/10/2022 - 30/09/2023	0	0
5 dernières années:		
2018	0	0
2019	0	0
2020	0	0
2021	0	0
2022	0	0
Limite annuelle *	20	500

- Détails >
- Détails >
- Détails >
- Détails >
- Détails >
- Détails >



10/11/2023

* sur 12 mois consécutifs alignants



Workerdose@fanc.fgov.be

[Registre d'exposition | AFCN - Agence fédérale de Contrôle nucléaire \(fgov.be\)](#)